


TOKYUFLEX™

*Stainless Steel
Wire Braided
Corrugated Hose*





TOKYUFLEX™

STAINLESS STEEL WIRE BRAIDED CORRUGATED HOSE


TYPE : STAINLESS STEEL 304

TYPE FSS-0 STAINLESS STEEL - UNBRAIDED
 TYPE FSS-1 STAINLESS STEEL - ONE WIRE BRAID
 TYPE FSS-2 STAINLESS STEEL - TWO WIRE BRAID

NOM I.D.		TYPE	MAX O.D.	MINIMUM C/L BEND RADIUS FOR		MAXIMUM WORKING PRESSURE AT 20 °C		APPROX. WEIGHT
mm	in.			FLEXING mm	STATIC BEND mm	MPa	P. S.I.	
6	1/4	FSS - 0	12.4	152	25	1.30	200	0.20
		FSS - 1	14.0			16.20	2350	0.33
		FSS - 2	15.5			22.74	3300	0.46
10	3/8	FSS - 0	17.5	178	38	0.86	125	0.30
		FSS - 1	19.0			13.03	1600	0.39
		FSS - 2	20.6			15.73	2425	0.48
12	1/2	FSS - 0	21.3	203	38	0.69	100	0.37
		FSS - 1	22.9			7.23	1050	0.49
		FSS - 2	24.4			11.53	1675	0.61
16	5/8	FSS - 0	25.4	229	51	0.56	85	0.67
		FSS - 1	27.9			6.21	900	0.86
		FSS - 2	29.2			9.65	1400	1.05
19	3/4	FSS - 0	31.2	254	51	0.52	75	0.75
		FSS - 1	32.8			5.17	750	2.40
		FSS - 2	34.3			7.93	1150	1.11
25	1	FSS - 0	38.9	279	76	0.26	32	1.20
		FSS - 1	40.4			3.78	550	1.53
		FSS - 2	41.9			5.86	850	1.87
32	1 1/4	FSS - 0	46.5	330	76	0.26	32	1.50
		FSS - 1	48.0			3.78	550	1.96
		FSS - 2	49.5			5.86	850	2.44
38	1 1/2	FSS - 0	55.6	356	102	0.17	27	2.23
		FSS - 1	57.2			3.44	500	2.83
		FSS - 2	58.7			5.34	775	3.42
50	2	FSS - 0	70.1	432	127	0.07	10	2.23
		FSS - 1	71.8			2.42	350	2.93
		FSS - 2	73.6			3.76	550	3.63
64	2 1/2	FSS - 0	81.8	508	203	0.67	10	2.23
		FSS - 1	83.3			2.42	350	3.09
		FSS - 2	85.1			3.76	550	3.86
75	3	FSS - 0	95.0	559	229	0.07	10	2.46
		FSS - 1	97.0			2.07	300	3.65
		FSS - 2	99.1			3.10	450	5.84
90	3 1/2	FSS - 0	109.2	635	305	0.06	8	2.83
		FSS - 1	111.3			1.73	250	4.02
		FSS - 2	113.3			2.42	350	5.21
100	4	FSS - 0	122.2	686	330	0.04	6	3.28
		FSS - 1	124.2			1.55	225	4.61
		FSS - 2	126.2			2.24	325	5.91
125	5	FSS - 0	152.4	787	457	0.03	4	4.47
		FSS - 1	155.7			1.38	200	7.30
		FSS - 2	159.0			2.07	300	9.53
150	6	FSS - 0	175.3	914	483	0.02	3	4.77
		FSS - 1	178.5			1.24	175	7.30
		FSS - 2	182.4			1.90	275	4.86
200	8	FSS - 0	228.6	1575	610	0.01	2	8.49
		FSS - 1	236.2			1.24	175	11.32
250	10	FSS - 0	279.4	1651	711	0.01	1	10.01
		FSS - 1	287.0			1.03	150	13.71
300	12	FSS - 0	279.4	1651	711	0.01	1	10.01
		FSS - 1	287.0			1.03	150	13.71

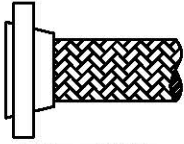
Remarks : Large size and different length available on request.

TEMPERATURE CORRECTIONS FACTORS FOR STAINLESS STEEL HOSE (DEGREES CELSIUS)															
TEMP.	20	93	150	200	260	315	375	425	480	525	590	650	700	760	800
FACTOR	1.00	0.94	0.88	0.83	0.78	0.74	0.70	0.66	0.62	0.60	0.58	0.55	0.50	0.44	0.40




FITTING FOR STAINLESS STEEL HOSE

ALL FITTINGS ARE SUITABLE FOR
UNBRAIDED, SINGLE BRAIDED OR DOUBLE
BRAIDED HOSE



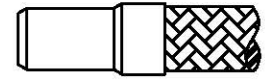
FIXED FLANGED

TYPE F - S STEEL
TYPE F - SS STAINLESS STEEL
TYPE F - B BRONZE



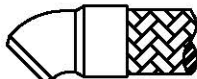
FLOATING FLANGE

TYPE FF - S STEEL STUB & STEEL FLANGE
TYPE FF - SS S. STEEL STUB & STEEL FLANGE
TYPE FF - B BRONZE STUB & STEEL FLANGE



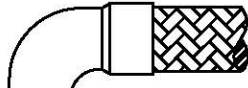
WELDING NIPPLE

TYPE W - S STEEL
TYPE W - SS STAINLESS STEEL



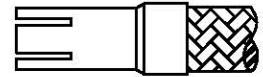
WELDING NIPPLE - 45°

TYPE W - 45 - S STEEL
TYPE W - 45 - SS STAINLESS STEEL



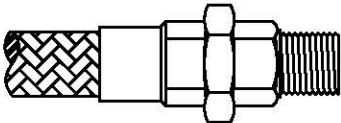
WELDING NIPPLE - 90°

TYPE W - 90 - S STEEL
TYPE W - 90 - SS STAINLESS STEEL



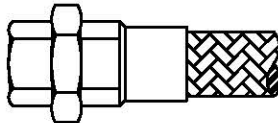
CLAMP ON

TYPE CO - S STEEL
TYPE CO - SS STAINLESS STEEL
TYPE CO - C COPPER



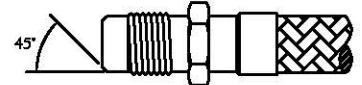
MALE UNION

TYPE MU - S STEEL
TYPE MU - SS STAINLESS STEEL
TYPE MU - B BRASS



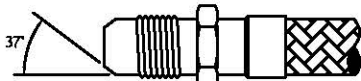
FEMALE UNION

TYPE FU - S STEEL
TYPE FU - SS STAINLESS STEEL
TYPE FU - B BRASS



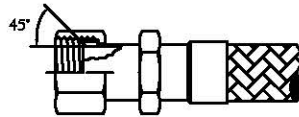
SAE MALE HEX PIPE NIPPLE

TYPE SAE - MH - S STEEL
TYPE SAE - MH - SS STAINLESS STEEL
TYPE SAE - MH - B BRASS



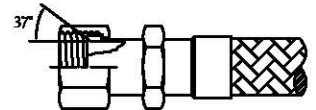
JIC MALE HEX PIPE NIPPLE

TYPE JIC - MH - S STEEL
TYPE JIC - MH - SS STAINLESS STEEL
TYPE JIC - MH - B BRASS



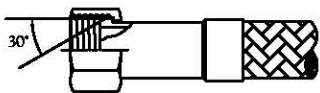
SAE SWIVEL FEMALE

TYPE SAE - SF - S STEEL
TYPE SAE - SF - SS STAINLESS STEEL
TYPE SAE - SF - B BRASS



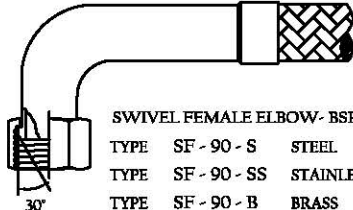
JIC SWIVEL FEMALE

TYPE JIC - SF - S STEEL
TYPE JIC - SF - SS STAINLESS STEEL
TYPE JIC - SF - B BRASS



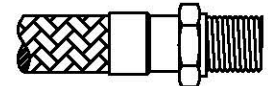
SWIVEL FEMALE - BSP

TYPE SF - S STEEL
TYPE SF - SS STAINLESS STEEL
TYPE SF - B BRASS



SWIVEL FEMALE ELBOW - BSP

TYPE SF - 90 - S STEEL
TYPE SF - 90 - SS STAINLESS STEEL
TYPE SF - 90 - B BRASS



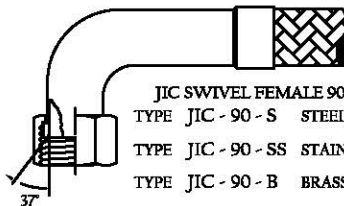
THREADED MALE HEX PIPE NIPPLE

TYPE MH - S STEEL
TYPE MH - SS STAINLESS STEEL
TYPE MH - B BRASS



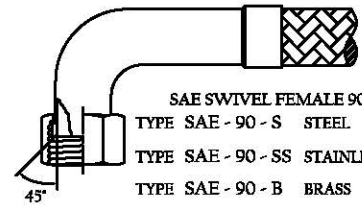
THREADED FEMALE COUPLING

TYPE FC - S STEEL
TYPE FC - SS STAINLESS STEEL
TYPE FC - B BRASS



JIC SWIVEL FEMALE 90°

TYPE JIC - 90 - S STEEL
TYPE JIC - 90 - SS STAINLESS STEEL
TYPE JIC - 90 - B BRASS



SAE SWIVEL FEMALE 90°

TYPE SAE - 90 - S STEEL
TYPE SAE - 90 - SS STAINLESS STEEL
TYPE SAE - 90 - B BRASS